
























UtahRealEstate.com - Brief Report - Residential

| Photo | MLS# | List Price | Status | Style | Tot SqFt | Sold Price | NS/EW | Photos |
|--|-----------------|------------|--------|----------------------|------------|--|----------------|---------|
| | Address | | | City, State | | Acres | Tour/Open | Gar/Prt |
| | Bd/Bth/Fm | Bsmt/%Fin | | List DT | Sold DT | Year Blt | Type | |
|  | 1852362 | \$180,000 | SOLD | Victorian | 713 | \$180,000 | 22 N / 500 W | 9 |
| | 22 N 500 W | | | Logan, UT | | 0.18 | None | 0/0 |
| | 1/1.00/1 | /0% | | 11/19/2022 | 01/23/2023 | 1884  | Single Family | |
|  | 1849776 | \$305,000 | SOLD | Rambler/Ranch | 1,060 | \$290,000 | / | 13 |
| | 40 Park Cir | | | Logan, UT | | 0.19 | None | 1/0 |
| | 3/1.00/1 | /% | | 11/01/2022 | 01/04/2023 | 1979 | Single Family | |
|  | 1836974 | \$409,000 | SOLD | Bungalow/Cottage | 2,392 | \$405,150 | 49 N / 100 W | 46 |
| | 49 N 100 W | | | Wellsville, UT | | 0.63 | None | 0/0 |
| | 5/2.00/2 | /90% | | 08/22/2022 | 01/27/2023 | 1926  | Single Family | |
|  | 1854427 | \$405,000 | SOLD | Bungalow/Cottage | 3,446 | \$390,000 | 60 S / 100 W | 71 |
| | 60 S 100 W | | | Hyrum, UT | | 0.66 | None | 3/0 |
| | 5/2.00/1 | /0% | | 11/29/2022 | 01/09/2023 | 1914  | Single Family | |
|  | 1849537 | \$299,900 | SOLD | Bungalow/Cottage | 1,338 | \$299,900 | S / 64 W | 15 |
| | 64 W 400 S | | | Logan, UT | | 0.28 | None | 1/1 |
| | 3/1.00/1 | /0% | | 10/31/2022 | 01/13/2023 | 1915  | Single Family | |
|  | 1851742 | \$359,900 | SOLD | Split-Entry/Bi-Level | 2,156 | \$362,000 | 70 S / 200 E | 15 |
| | 70 S 200 E | | | Hyrum, UT | | 0.31 | None | 2/0 |
| | 4/3.00/2 | /100% | | 11/15/2022 | 01/31/2023 | 1976  | Single Family | |
|  | 1846601 | \$345,000 | SOLD | Townhouse; Row-mic | 1,632 | \$330,000 | S / 140 E | 29 |
| | 140 E 745 S #68 | | | Smithfield, UT | | 0.03 | None | 2/0 |
| | 3/3.00/1 | /% | | 10/13/2022 | 01/18/2023 | 2012 | Townhouse | |
|  | 1854840 | \$350,000 | SOLD | Rambler/Ranch | 2,172 | \$355,000 | 145 S / 1170 E | 34 |
| | 145 S 1170 E | | | Logan, UT | | 0.19 | View Tour > | 2/0 |
| | 3/3.00/2 | /100% | | 12/15/2022 | 01/10/2023 | 1983 | Single Family | |
|  | 1851659 | \$375,000 | SOLD | Rambler/Ranch | 1,578 | \$360,000 | 300 S / 180 E | 43 |
| | 180 E 300 S | | | Smithfield, UT | | 0.38 | View Tour | 2/0 |
| | 3/2.00/2 | /100% | | 11/15/2022 | 01/20/2023 | 1946  | Single Family | |
|  | 1843877 | \$299,999 | SOLD | Rambler/Ranch | 1,804 | \$295,000 | 210 N / N | 23 |
| | 210 N Main St | | | Smithfield, UT | | 0.24 | None | 0/0 |
| | 2/1.00/1 | /0% | | 09/28/2022 | 01/18/2023 | 1940  | Single Family | |
|  | 1855015 | \$339,900 | SOLD | Bungalow/Cottage | 2,270 | \$348,000 | 200 N / 227 W | 39 |
| | 227 W 200 N | | | Logan, UT | | 0.17 | View Tour > | 1/1 |
| | 4/1.00/1 | /90% | | 12/16/2022 | 01/20/2023 | 1929  | Single Family | |

UtahRealEstate.com - Brief Report - Residential

| | | | | | | | | |
|--|---|-----------|------|---|---------------------|---------------------|---|-----------|
|  | 1844438 228 W 870 N 3/2.00/1 /% | \$350,000 | SOLD | Rambler/Ranch Logan, UT 09/30/2022 | 1,427 01/06/2023 | \$345,000 1994 | N / 228 W None Single Family (PUD) | 16 2/0 |
|  | 1838930 231 E 100 S 5/3.00/2 /80% | \$429,000 | SOLD | Rambler/Ranch Smithfield, UT 09/01/2022 | 2,880 01/10/2023 | \$415,000 1963 ⓘ | 100 S / 231 E View Tour Single Family | 26 2/0 |
|  | 1851591 242 W 520 S 3/2.00/1 /% | \$474,900 | SOLD | Rambler/Ranch Hyde Park, UT 11/15/2022 | 1,545 01/31/2023 | \$473,000 2019 | S / 242 W None Single Family | 24 2/0 |
|  | 1848535 265 N 390 W 5/4.00/3 /95% | \$995,000 | SOLD | Rambler/Ranch Wellsville, UT 10/24/2022 | 5,092 01/03/2023 | \$1,000,000 2008 | 265 N / W View Tour Single Family | 70 3/2 |
|  | 1852426 291 N 100 E 3/1.00/1 /10% | \$445,900 | SOLD | Rambler/Ranch Providence, UT 11/21/2022 | 1,931 01/18/2023 | \$408,000 1892 ⓘ | 291 N / 10 E None Single Family | 40 2/1 |
|  | 1841083 329 S 200 E 3/2.00/0 /25% | \$365,000 | SOLD | Rambler/Ranch Logan, UT 09/12/2022 | 2,784 01/26/2023 | \$345,000 1968 ⓘ | 329 S / 200 E None Single Family | 50 2/0 |
|  | 1848183 330 Meadow Ln 5/3.00/2 /100% | \$573,000 | SOLD | Rambler/Ranch Providence, UT 10/21/2022 | 3,050 01/09/2023 | \$568,000 2002 | 330 S / 425 W View Tour Single Family | 35 2/0 |
|  | 1848650 354 Scenic View Dr 4/3.00/2 /100% | \$359,000 | SOLD | Split-Entry/Bi-Level Hyrum, UT 10/25/2022 | 2,576 01/05/2023 | \$330,000 1975 ⓘ | / None Single Family | 19 0/0 |
|  | 1838669 365 S 550 E 4/2.00/1 /50% | \$835,500 | SOLD | Rambler/Ranch Millville, UT 08/30/2022 | 1,712 01/03/2023 | \$769,000 1913 ⓘ | 365 S / 550 E None Single Family | 26 0/0 |
|  | 1844998 380 W Center St 6/3.00/0 /100% | \$699,000 | SOLD | Bungalow/Cottage Logan, UT 10/04/2022 | 2,343 01/06/2023 | \$699,000 1928 ⓘ | 380 / 380 None Single Family | 34 0/0 |
|  | 1849290 386 S 100 W 4/2.00/2 /85% | \$325,000 | SOLD | Bungalow/Cottage Logan, UT 10/27/2022 | 1,990 01/03/2023 | \$325,000 1923 ⓘ | 386 S / 100 W None Single Family | 15 1/0 |
|  | 1844331 407 E 360 S 6/4.00/2 /100% | \$634,990 | SOLD | 2-Story Smithfield, UT 09/29/2022 | 3,583 01/27/2023 | \$608,250 2007 | S / 407 E None Single Family | 67 3/0 |













UtahRealEstate.com - Brief Report - Residential

| | | | | | | | | |
|--|----------------------|-----------|------|---------------------|------------|-----------|---------------------|-----|
|  | 1850577 | \$249,900 | SOLD | Bungalow/Cottage | 624 | \$225,000 | 420 N / 500 W | 19 |
| | 420 N 500 W | | | Logan, UT | | 0.09 | View Tour | 0/1 |
| | 1/1.00/1 | /0% | | 11/07/2022 | 01/05/2023 | 1950 ⓘ | Single Family | |
|  | 1843206 | \$424,900 | SOLD | 2-Story | 2,618 | \$465,000 | N / 435 E | 37 |
| | 435 E 300 N | | | Logan, UT | | 0.17 | None | 1/0 |
| | 5/2.00/2 | /100% | | 09/23/2022 | 01/13/2023 | 1939 ⓘ | Single Family | |
|  | 1851624 | \$160,000 | SOLD | Rambler/Ranch | 898 | \$163,000 | 447 S / 200 W | 20 |
| | 447 S 200 W | | | Logan, UT | | 0.27 | None | 0/0 |
| | 1/1.00/1 | /% | | 11/15/2022 | 01/24/2023 | 1951 ⓘ | Single Family | |
|  | 1841956 | \$475,000 | SOLD | Rambler/Ranch | 3,050 | \$475,000 | S / 472 W | 33 |
| | 472 W Cobblestone Dr | | | Providence, UT | | 0.02 | View Tour > | 2/0 |
| | 4/3.00/2 | /100% | | 09/16/2022 | 01/18/2023 | 2002 | Single Family (PUD) | |
|  | 1850927 | \$254,990 | SOLD | Condo; Middle Level | 1,127 | \$254,990 | 40 S / 472 W | 25 |
| | 472 W 40 S #J202 | | | Providence, UT | | 0.01 | None | 1/0 |
| | 2/2.00/1 | /0% | | 11/09/2022 | 01/05/2023 | 2022 | Condo (PUD) | |
|  | 1855247 | \$214,990 | SOLD | Condo; Middle Level | 953 | \$221,620 | S / 472 W | 16 |
| | 472 W 40 S #J 201 | | | Providence, UT | | 0.01 | View Tour | 1/0 |
| | 1/1.00/1 | /0% | | 12/19/2022 | 01/25/2023 | 2022 | Condo (PUD) | |
|  | 1846149 | \$299,990 | SOLD | Condo; Top Level | 1,310 | \$298,990 | 60 S / 475 W | 19 |
| | 475 W 60 S #L 301 | | | Providence, UT | | 0.01 | None | 1/0 |
| | 3/2.00/1 | /0% | | 10/10/2022 | 01/31/2023 | 2022 | Condo (PUD) | |
|  | 1853926 | \$470,000 | SOLD | Rambler/Ranch | 2,758 | \$460,000 | 100 N / 480 E | 55 |
| | 480 E 100 N | | | Smithfield, UT | | 0.27 | None | 2/0 |
| | 5/3.00/2 | /100% | | 12/06/2022 | 01/26/2023 | 1975 ⓘ | Single Family | |
|  | 1852363 | \$369,900 | SOLD | Rambler/Ranch | 2,092 | \$340,000 | 0 N / 485 W | 22 |
| | 485 W Center St | | | Logan, UT | | 0.16 | None | 0/2 |
| | 4/2.00/1 | /80% | | 11/19/2022 | 01/12/2023 | 1980 | Single Family | |
|  | 1818716 | \$559,900 | SOLD | Rambler/Ranch | 3,057 | \$559,000 | 509 S / 1140 E | 11 |
| | 509 S 1140 E | | | Smithfield, UT | | 0.26 | View Tour | 3/0 |
| | 4/3.00/1 | /10% | | 06/06/2022 | 01/31/2023 | 2022 | Single Family | |
|  | 1839376 | \$499,900 | SOLD | Rambler/Ranch | 1,649 | \$492,799 | 600 S / 552 E | 16 |
| | 552 E 600 S | | | Hyrum, UT | | 0.30 | None | 3/0 |
| | 3/2.00/1 | /% | | 09/01/2022 | 01/25/2023 | 2022 | Single Family | |
|  | 1847235 | \$477,990 | SOLD | Rambler/Ranch | 3,709 | \$477,130 | 500 N / 560 W | 10 |
| | 560 W 500 N | | | Smithfield, UT | | 0.14 | None | 2/0 |
| | 3/3.00/1 | /10% | | 10/17/2022 | 01/13/2023 | 2022 | Single Family | |

UtahRealEstate.com - Brief Report - Residential

| | | | | | | | | |
|--|--|-----------|------|--|-----------------------------|--------------------------------|---|-----------|
|  | 1819206 562 E 600 S 6/3.00/2 /90% | \$598,900 | SOLD | Rambler/Ranch Hyrum, UT 06/07/2022 | 3,150 0.29 01/13/2023 | \$596,000 None 2022 | 600 S / 562 E None Single Family | 24 3/0 |
|  | 1851078 567 W 440 N 3/2.00/1 /5% | \$465,990 | SOLD | Rambler/Ranch Smithfield, UT 11/10/2022 | 3,045 0.13 01/18/2023 | \$476,310 None 2022 | N / 567 W None Single Family (PUD) | 8 2/0 |
|  | 1846523 604 W 500 N 4/4.00/2 /100% | \$439,990 | SOLD | 2-Story Smithfield, UT 10/12/2022 | 2,122 0.14 01/20/2023 | \$439,990 None 2022 | 500 N / 604 W None Single Family | 18 2/0 |
|  | 1848747 644 N High View Dr 6/3.00/2 /95% | \$725,000 | SOLD | Rambler/Ranch Hyde Park, UT 10/25/2022 | 3,694 0.35 01/04/2023 | \$736,500 None 2022 | 644 / None Single Family | 20 3/0 |
|  | 1857438 752 S 1470 W 3/2.00/1 /100% | \$345,000 | SOLD | Tri/Multi-Level Logan, UT 01/11/2023 | 1,502 0.18 01/25/2023 | \$347,650 None 2009 | 752 S / 1470 W None Single Family | 9 2/0 |
|  | 1835396 812 S 380 E #12 5/3.00/2 /100% | \$399,900 | SOLD | Townhouse; Row-mic Smithfield, UT 08/15/2022 | 2,700 0.07 01/19/2023 | \$452,000 View Tour 2022 | 813 S / 380 E View Tour Townhouse (PUD) | 35 2/0 |
|  | 1855361 825 W 150 N 4/3.00/2 /100% | \$499,999 | SOLD | Rambler/Ranch Hyrum, UT 12/20/2022 | 2,933 0.28 01/27/2023 | \$507,000 None 1999 | 150 N / 825 W None Single Family | 32 2/0 |
|  | 1855382 849 E 2950 N 4/2.00/1 /95% | \$469,900 | SOLD | Tri/Multi-Level North Logan, UT 12/21/2022 | 1,938 0.35 01/05/2023 | \$450,000 None 1986 | 2950 N / 849 E None Single Family | 33 2/0 |
|  | 1851991 988 W 2675 S 4/2.00/1 /0% | \$389,000 | SOLD | Rambler/Ranch Nibley, UT 11/17/2022 | 1,670 0.30 01/31/2023 | \$375,000 None 2009 | 2675 S / 988 W None Single Family | 14 2/0 |
|  | 1849392 1242 W 1820 S 3/3.00/2 /0% | \$314,990 | SOLD | Townhouse; Row-enc Logan, UT 10/28/2022 | 1,430 0.02 01/18/2023 | \$326,309 None 2022 | 1820 S / 1242 W None Townhouse (PUD) | 11 2/0 |
|  | 1849097 1244 W 1820 S #57 3/3.00/2 /0% | \$314,990 | SOLD | Townhouse; Row-mic Logan, UT 10/27/2022 | 1,430 0.02 01/24/2023 | \$314,990 None 2022 | 1820 S / 1244 W None Townhouse (PUD) | 11 2/0 |
|  | 1848440 1330 W 3410 S #NF35 3/3.00/1 /% | \$470,000 | SOLD | 2-Story Nibley, UT 10/24/2022 | 2,026 0.22 01/06/2023 | \$460,000 None 2022 | 3410 S / 1330 W None Single Family | 9 3/0 |
| | 1848484 | \$425,000 | SOLD | Rambler/Ranch | 1,501 | \$415,000 | 3410 S / 1331 W | 8 |

UtahRealEstate.com - Brief Report - Residential

| | | | | | | | |
|--|---|--|--|-----------------------------|---------------------|--|-----------|
|  | 1331 W 3410 S 3/2.00/1 /% | | Nibley, UT 10/24/2022 | 0.22 01/23/2023 | 2022 | None Single Family (PUD) | 2/0 |
|  | 1848131 \$499,000 SOLD 1512 E 1260 N 4/3.00/2 /100% | | Rambler/Ranch Logan, UT 10/21/2022 | 2,646 0.22 01/31/2023 | \$465,000 1973 ⓘ | N / 1512 E View Tour Single Family | 30 2/0 |
|  | 1854467 \$304,900 SOLD 1521 N 420 W #103 3/3.00/1 /0% | | Townhouse; Row-mic Logan, UT 12/11/2022 | 1,354 0.02 01/16/2023 | \$305,500 2006 | 1521 N / W None Townhouse (PUD) | 22 2/0 |
|  | 1858475 \$300,000 SOLD 1532 N 160 W #113 2/2.00/0 /% | | Condo; Main Level Logan, UT 01/17/2023 | 1,131 0.01 01/17/2023 | \$300,000 2022 | 1532 N / 160 W None Condo (PUD) | 1 0/1 |
|  | 1853465 \$319,900 SOLD 1554 N 450 W #107 3/3.00/2 /0% | | Townhouse; Row-mic Logan, UT 12/02/2022 | 1,641 0.02 01/09/2023 | \$325,000 2017 | 1554 N / 450 W View Tour Townhouse (PUD) | 11 2/0 |
|  | 1851197 \$435,000 SOLD 1812 N 300 W #25 3/3.00/1 /% | | 2-Story Logan, UT 11/10/2022 | 1,770 0.22 01/12/2023 | \$434,000 2023 | 1812 N / 300 W None Single Family | 4 2/0 |
|  | 1843025 \$1,100,000 SOLD 1980 E 3100 N 5/5.00/2 /90% | | 2-Story North Logan, UT 09/22/2022 | 7,287 0.60 01/31/2023 | \$1,075,000 2006 | 3100 N / E View Tour Single Family | 83 3/0 |
|  | 1841072 \$369,900 SOLD 2245 S 1180 W #16 3/3.00/1 /% | | Townhouse; Row-mic Nibley, UT 09/12/2022 | 1,573 0.03 01/30/2023 | \$369,900 2022 | 2245 S / 1180 W None Townhouse (PUD) | 16 2/0 |
|  | 1848136 \$459,900 SOLD 2510 W 2000 S 3/1.00/1 /% | | Bungalow/Cottage Lewiston, UT 10/21/2022 | 1,125 4.96 01/27/2023 | \$420,000 1909 ⓘ | 2000 S / 2510 W View Tour Single Family | 29 1/2 |
|  | 1834516 \$749,900 SOLD 4679 W 7000 N 5/4.00/2 /95% | | Rambler/Ranch Smithfield, UT 08/10/2022 | 3,179 7.56 01/04/2023 | \$748,500 2004 | 7000 N / 4679 W None Single Family | 71 2/0 |
|  | 1851793 \$1,100,000 SOLD 4751 W 4600 S 6/4.00/2 /100% | | 2-Story Wellsville, UT 11/16/2022 | 5,384 5.00 01/20/2023 | \$890,000 1998 | 4600 S / 4571 W View Tour Single Family | 51 3/0 |
|  | 1825851 \$619,900 SOLD 9355 W 9950 N 3/2.00/0 /0% | | Cabin Clarkston, UT 07/02/2022 | 1,308 5.05 01/13/2023 | \$600,000 2019 | 9950 N / 9355 W None Single Family | 31 2/0 |